

# S&P Global Marketplace Extract

Getting Started – Basic Functions of Compustat Extract

For University of Science and Technology of China

---

**S&P Global**

Market Intelligence

# Extract: Compustat Raw Data Download Module

Question	Answer
<i>What is Extract?</i>	Extract is an internet-based bulk data delivery tool available through Marketplace for clients with a subscription to the underlying datasets
<i>Why was it created?</i>	To provide research clients with a direct, middle-road access method between the sophisticated Xpressfeed/Snowflake ingestion and the limiting Desktop delivery
<i>What does Extract provide?</i>	An easy data dump of historical data in .csv format for uploading into manipulation programs of the user's choice (i.e. SAS, Matlab, etc.)
<i>Why is Extract better than Desktop delivery?</i>	Desktop with Excel has data download limits & was not created for the research workflows.
<i>Is CRSP data available via Extract?</i>	No
<i>Will more datasets be added?</i>	As needed basis

# Extract: Getting Started Overview

- Review Available Data
- Dataset
- Group: Financial data, market data
- Query Type: Find data items, find/enter company ids (GVKEYs), create list of ids, DATADATE
- Submit Extract: email confirmation
- Download files: Un-compress, change extension, GVKEY and IID columns as “text”
- Using Data: Download file characteristics, finding relevant data in which file, approximating the size of the file(s), Balancing Items, etc.

## *Key Takeaway...*

Extract is a simplified data delivery channel for clients that need to conduct deep historical research. It is designed to be a self-service product.

# Extract: Review Available Data

Get familiarized with all content and files available in Extract

Dictionary\_Compustat.xlsx available in Extract “Data Dictionary” tab

The screenshot shows the Extract interface with a navigation bar at the top containing a home icon and the text 'Extract / New Query'. Below the navigation bar, there are two red buttons: 'Run Query' on the left and 'Run Query' on the right. The main content area is divided into two sections. On the left, there are two red buttons: 'About Compustat© Fundamentals' and 'Data Dictionary'. Below these buttons, there is a list item '1 Company Codes'. On the right, an Excel spreadsheet titled 'Dictionary\_Compustat.xlsx - Excel' is embedded. The spreadsheet has a menu bar with 'File', 'Home', 'Insert', 'Draw', 'Page Layout', 'Formulas', 'Data', 'Review', 'View', 'Add-ins', and 'Help'. The spreadsheet content is as follows:

	A	B	C	D	E	F
1	File Group	Columns	Data Type	Table Prefix	Original Mnemonic	D
3874	CS_NA_CO_Q_FND	CO_IFNDQ_SAAQ_DC	NUMBER(2,0)	CO_IFNDQ_	SAAQ_DC	S
3875	CS_NA_CO_Q_FND	CO_IFNDQ_SALEQ	NUMBER(18,4)	CO_IFNDQ_	SALEQ	S
3876	CS_NA_CO_Q_FND	CO_IFNDQ_SALEQ_DC	NUMBER(2,0)	CO_IFNDQ_	SALEQ_DC	S
3877	CS_NA_CO_Q_FND	CO_IFNDQ_SALEQ	NUMBER(18,4)	CO_IFNDQ_	SALEQ	S

# Extract: Review Available Data (Cont)

Get familiarized with all content and files available in Extract

“Data groups” are defined in the second tab “Download File Description”

Dictionary_Computat.xlsx			
	A	B	C
1	Download File Name	Download File Description	Download File Population
2	CS_INT_UNIV	Company-Issue	International (ex-NA)
3	CS_INT_CO_A_FND	Annual Financial Data	International (ex-NA)
4	CS_INT_CO_Q_FND	Quarterly Financial Data	International (ex-NA)
5	CS_INT_CO_Y_FND	YTD Financial Data	International (ex-NA)
6	CS_INT_CO_S_FND	Semi-Ann Financial Data	International (ex-NA)
7	CS_INT_IS_A_FND	Annual Issue Fin Data	International (ex-NA)
8	CS_INT_IS_Q_FND	Quarterly Issue Fin Data	International (ex-NA)
9	CS_INT_IS_D_PRC	Daily Market Price	International (ex-NA)
10	CS_INT_IS_D_SPL	Daily Market Splits	International (ex-NA)
11	CS_INT_IS_D_DIV	Daily Market Dividends	International (ex-NA)
12	CS_INT_IS_M_MKT	Monthly Market Price Corp Action	International (ex-NA)
13	CS_NA_UNIV	Company-Issue	North America
14	CS_NA_IS_TIC	TIC	North America
15	CS_NA_CO_A_FND	Annual Financial Data	North America
16	CS_NA_CO_Q_FND	Quarterly Financial Data	North America
17	CS_NA_CO_Y_FND	YTD Financial Data	North America
18	CS_NA_CO_S_FND	Semi-Ann Financial Data	North America
19	CS_NA_IS_A_FND	Annual Issue Fin Data	North America
20	CS_NA_IS_Q_FND	Quarterly Issue Fin Data	North America
21	CS_NA_CO_A_SGF	Annual Seg Fin Data	North America
22	CS_NA_CO_A_SGC	Annual Seg Customer	North America
23	CS_NA_CO_A_SGG	Annual Seg Geo	North America
24	CS_NA_CO_A_SGN	Annual Seg NAICS	North America
25	CS_NA_CO_A_SGP	Annual Seg Products	North America
26	CS_NA_CO_A_SGT	Annual Seg Type	North America
27	CS_NA_IS_D_PRC	Daily Market Price	North America

# Extract: Select Your Dataset

Select dataset and population (universe)

**Compustat North America** “dataset” for US and Canadian company financials and market data

**Compustat International (Ex-NA)** for Rest of World company financials and market data


**1 Select your dataset**

Select your dataset

Compustat International (Ex-NA)	Query
Professionals	Query
S&P Capital IQ Estimates	Query
Compustat North America	Query
Trucost Environmental	Query

# Extract: Select Your Group - Financials

Company financials (annual and interim)

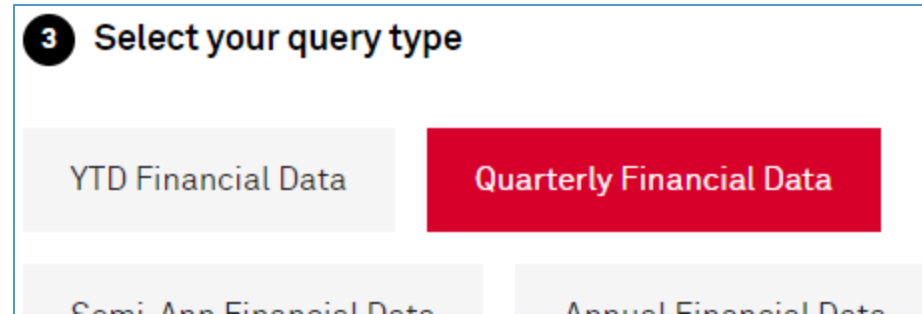


Market data

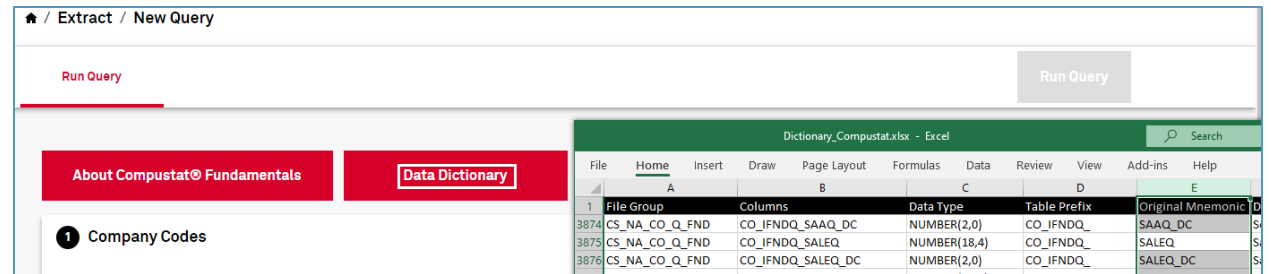
- Daily stock data back to 1984 where available
- Monthly stock data back to 1962 where available (Compustat North America) and rolling 20-years (ex-NA)
- All market data is stored “unadjusted” basis – split factors are provided.
- Daily Market: Price, Splits, Dividends
- Monthly Market: Splits, Shares, Short Interest (Compustat North America)

# Extract: Select Your Query Type

Know which periodicity and statement you are trying to extract...



Find data items (mnemonics) in Data Dictionary for file group, columns, descriptions



Find Company ID (GVKEY)

**1 Company Codes**

Enter my list of companies

Company Code:

**Get GVKeys**

Today (3)

- Dictionary\_Compustat.xlsx
- CS\_NA\_CO.csv.gz**
- compustat\_item\_list\_commercial.xlsx

1. Files are compressed in gz comp...

2. Upon uncompressing the files, c...

3. Open from Excel, setting up as "(COMPANY\_GVKEY)" and Issue ID of preceding zeros in GVKEY and IID.

File	Home	Insert	Draw	Page Layout	Formulas	Data	Review	View	Add-ins	Help
1	COMPANY	COMPANY	COMPANY	COMPANY	COMPANY	COMPANY	COMPANY	COMPANY	COMPANY	COMPANY

	A	B	C	D	E	F	G	H	I	J
1	COMPANY	COMPANY_CONM	COMPANY	COMPANY	COMPANY	COMPANY	COMPANY	COMPANY	COMPANY	COMPANY
2	001690	APPLE INC	A	B	CA	USA	USA	3663	45202030	24937
3	006066	INTL BUSINESS MACHINES CORP	A	B	NY	USA	USA	7370	45102010	112350
4	012141	MICROSOFT CORP	A	B	WA	USA	USA	7372	45103020	21835
5	004503	EXXON MOBIL CORP	A	B	TX	USA	USA	2911	10102010	406338

# Extract: Select Your Query Type (Continued)

Create your own company list

- Option 1: Type into text box (comma separated)
- Option 2: Create a list GVKEY or TIC in a single column, no comma

The screenshot shows a web interface for selecting a query type. The first step is "Use my text file of companies". It features a "Company Code:" dropdown menu with "GVKEY" selected, a "Browse\*" button, and a text box containing "myList.txt". A note below states: "\* Upload a plain text file(.txt) with one code per line (max 16,000 company IDs). Do NOT use commas". Below this is an option "All Companies in the Dataset".

The second step is "Date Range", with "From\*" set to "Jan-2021" and "To\*" set to "Jul-2022".

The third step is "File Name", with "Name your file:" set to "myListTest".



An "Open" dialog box is overlaid on the interface, showing the file "myList.txt" in the "Documents" folder. The file's content is displayed in a Notepad window, which is highlighted with a red box. The content of the file is:

```
001690
006066
012141
004503
```

# Extract: Submit Extract Request

Email confirmation (check your inbox in a few minutes), or refresh “Your Download” page

S&P Global Marketplace Extract | "myList" processed successfully

 donotreply@marketplace.spglobal.com  
To  Hatakeyama, Takashi  
Retention Policy Market Intelligence-F (3 years) Expires 7/7/2025

**EXTERNAL MESSAGE**

**Marketplace**  
**S&P Global**

---

Dear user,

Thank you for using Marketplace Extract!

The results of your query **myList** are ready to download at **S&P Global Marketplace Extract**. You may access your file [here](#).

**Helpful Resources for the S&P Global Marketplace:**

1. Visit the [Support Site](#)

Your login information also grants you access our Enterprise Support Site to review documentation and user guides on all the dataset include overviews of the structure of various datasets, item lists, methodologies, and data schemas including field definitions and exa

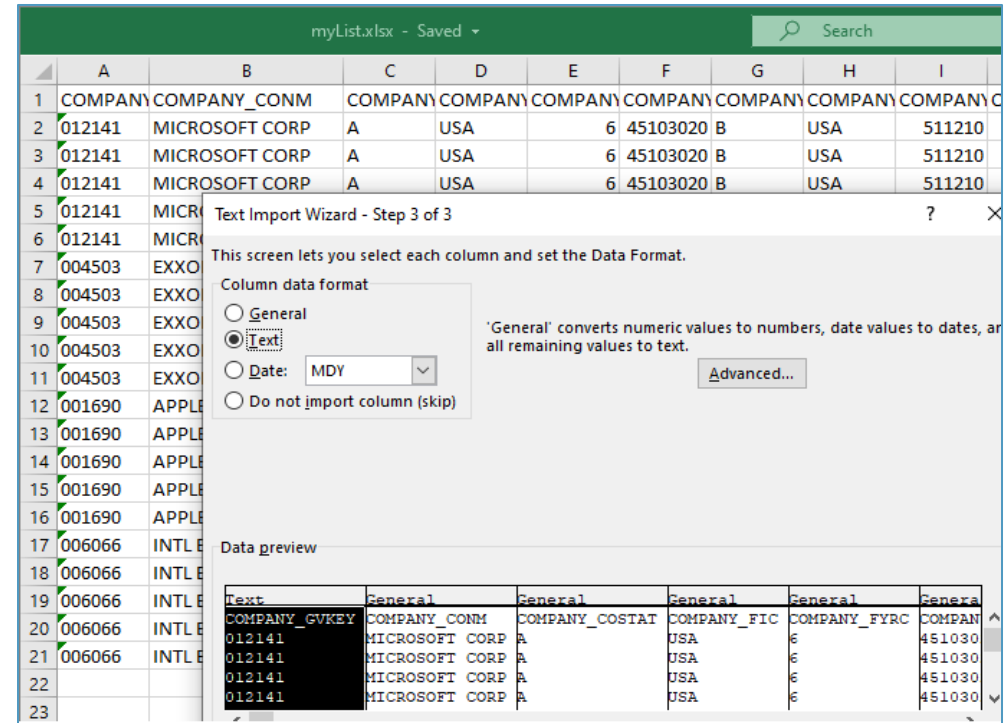
**Contact the Support Team**

# Extract: Downloaded File(s)

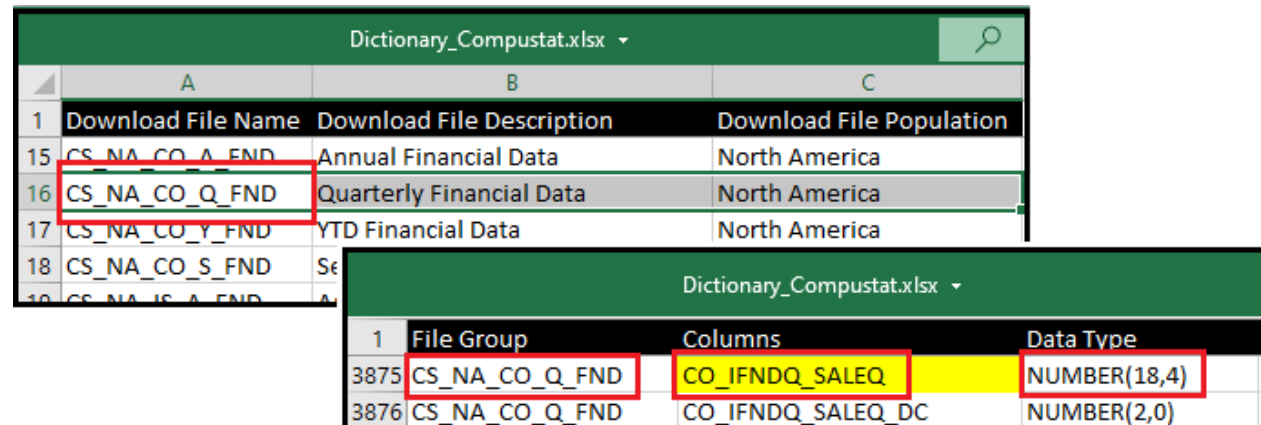
Un-compress utilities like 7-Zip (.gz extension)

Change “.csv” to “.txt” (tab separated)

If Excel is used, then set GVKEY (first column) and IID as “Text”



Column formats are defined in Dictionary





# Extract: Using Downloaded Files (Cont)

Balancing Items are in the Support Center...

The screenshot shows the S&P Global Marketplace website. The 'Support' menu is open, and 'Marketplace - Support Center' is highlighted. The page title is 'Marketplace Extract' and it includes a sub-header 'In a few simple clicks, download select datasets in an easy-to-use format for your analysis.'

Various Balancing Templates are available...

The screenshot shows the 'Supporting Documents' page. The 'Table of Contents' on the left lists '6. Supporting Documents' as the selected item. The main content area shows 'Supporting Documents' with categories like 'Financial Services Balancing Model', 'North America Balancing Model', 'International Interims Balancing Model', 'Pension/Postretirement Balancing Model', and 'Pension/Postretirement SFAS 158 Balancing Model'. A preview of the 'balancing\_model\_north\_america.xls' spreadsheet is shown on the right, displaying a detailed balance sheet with columns for assets and liabilities.

	A	B	C	D	E	F	G	H
2	<b>ASSETS</b>							
3	Current Assets							
4		Cash and Short-Term Investments - Total		CH + IVST	CHE	co_afnd1	18,4	
5		Cash			CH	co_afnd1	18,4	
6		Short-Term Investments			IVST	co_afnd1	18,4	
7		Receivables - Total		RECTR + TXR + RECCO	RECT	co_afnd2	18,4	
8		Receivables - Trade			RECTR	co_afnd2	18,4	
9		Income Tax Refund			TXR	co_afnd2	18,4	
10		Receivables - Current - Other			RECCO	co_afnd2	18,4	
11		<i>Receivables are net of:</i>						
12		Receivables - Est Doubtful			RECD	co_afnd2	18,4	
13		Inventories - Total		INVRM + INVWIP + INVFG + INVO	INVT	co_afnd1	18,4	
14		Inventories - Raw Materials			INVRM	co_afnd1	18,4	
15		Inventories - Work in Process			INVWIP	co_afnd1	18,4	
16		Inventories - Finished Goods			INVFG	co_afnd1	18,4	
17		Inventories - Other			INVO	co_afnd1	18,4	
18		Current Assets - Other - Total		XPP + ACOX	ACO	co_afnd1	18,4	
19		Prepaid Expenses and Accrued Income			XPP	co_afnd2	18,4	
20		Current Assets - Other (Sundry)			ACOX	co_afnd1	18,4	
21		Current Assets of Discontinued Operations		Included in ACOX	ACDO	co_afnd1	18,4	
22		Current Assets - Total		CHE + RECT + INVT + ACO	ACT	co_afnd1	18,4	
23	<b>Non-Current Assets</b>							
24		Property Plant and Equipment - Total (Net)		PPEGT - DPACT	PPNET	co_afnd2	18,4	
25		Property Plant and Equipment - Total (Gross)			PPEGT	co_afnd2	18,4	
26		Depreciation, Depletion and Amortization (Accumulated)			DPACT	co_afnd1	18,4	
27		Investment and Advances - Equity			IVAEQ	co_afnd1	18,4	
28		Investment and Advances - Other			IVAO	co_afnd1	18,4	
29		Intangible Assets - Total		GDWL+INTANO (add)	INTAN	co_afnd1	18,4	
30		<i>Intangibles include:</i>						

# Extract: Using Downloaded Files (Cont)

Extract Linking Reference file is available, with CUSIP optional:

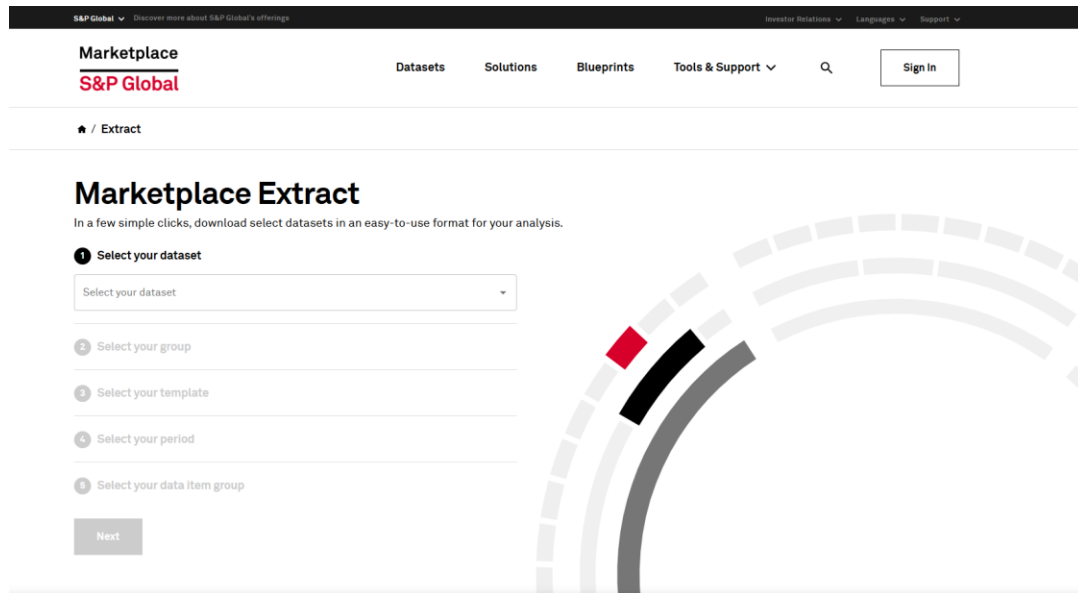
	A	B	C	D	E	F	G	H	I	J	K	L	M	N
1	COMPANYNAME	SYMBOLID	GVKEY	IID	CIQCOMP	TICKERSYM	EXCHANGE	TRADINGITEN	SY	SY	ACTIVEFLA	CUSIP	CUSIP_ISIN	ISIN_FREE
2	Apple Inc.	19437576	001690	01	24937	AAPL	NasdaqGS	2590360			1	037833100	US0378331005	
3	Apple Inc.	19466891	001690	01W	24937	APC	XTRA	32516924			1		US0378331005	
4	Apple Inc.	2.12E+08	001690	02W	24937	0R2V	LSE	25849102			1			
5	Apple Inc.	4.54E+08	001690	04W	24937	AAPL	UKR	628258305			1			
6	Apple Inc.	9.67E+08	001690	90C	24937	AAPL	TSX	1674065893			1	03785Y100	CA03785Y1007	
7	Apple Inc.	87576783	001690	90W	24937	AAPL	BASE	216427296			1			ARDEUT116183
8	Apple Inc.	1.83E+08	001690	91W	24937	AAPL34	BOVESPA	114321233			1			BRAAPLBDR004
9	Apple Inc.	6.58E+08	001690	93W	24937	APC8	DB	1684018871			1		CA03785Y1007	

# Extract 注册和使用

1. 请申请人将使用者的姓名，校内邮箱，校内身份（学生，博士，教师等），使用校内邮箱发送到联系人邮箱：[leon.leng@spglobal.com](mailto:leon.leng@spglobal.com); [Ashley.zhang@spglobal.com](mailto:Ashley.zhang@spglobal.com)内，由联系人统一审核，申请后发放。预计1-3个工作日内账号设置完成，联系人会通知账号已开设完成，并发送密码到校内邮箱。

平台登录网址为：<https://www.marketplace.spglobal.com/en/extract>

选择Sign in，用收到的账号密码登陆后，可以下载使用Compustat数据。



# 客户服务

- 在使用过程中遇到任何问题，也是可以直接联系客服。
- 客服电话：010-65692985
- 客服邮箱：support.datafeed.mi@spglobal.com。